

New parents' meeting



Welcome to Reception

On behalf of the Staff, Governors, children and parents, it gives us great pleasure to welcome you and your family to our school community.

Welcome



Mrs Hellings
Head Teacher



Mrs Casling
Deputy Head
Teacher

Reception Team



Teaching staff

Mrs Bowman – Class Teacher (RB class)
& Early Years Lead



Miss Curtis – Class Teacher
(RC class)



There are 2 classes in Reception.

- ❖ RB class (Mrs Bowman)
- ❖ RC class (Miss Curtis)

Transition from nursery



- Nursery & pre-school/home visits
- Stay and play sessions (July)

Nursery / Pre-school



Nursery/Pre-school

- Non statutory guidance
- Play based learning and pedagogy
- Characteristics of learning
- 7 areas of learning
- Continuous provision



Early Years Framework


Broken down into 7 areas of learning.

Prime areas

- (1) Communication and Language
- (2) Physical Development
- (3) Personal, Social, and Emotional Development

Specific areas

- (4) Literacy
- (5) Mathematics
- (6) Understanding of the World
- (7) Expressive Arts and Design



We will be holding an EYFS curriculum meeting in
September
(date to be confirmed)

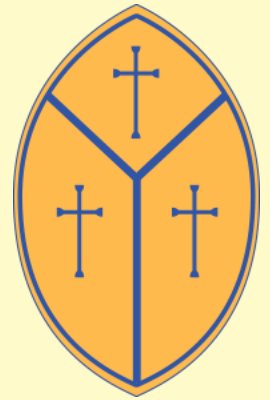
At the end of the year we assess against the Early Learning Goals

Reception



Over the year our Early Years curriculum looks like this...

- Quality indoor and outdoor learning focusing on all areas of the curriculum.
- Fun and exciting learning related to our themes.
- Practical, real-purpose, hands on experiences.
- Mixture of child-initiated and adult led activities.
- Enrichment and trips to embed learning.



Our learning environment



There are lots of different areas, indoors and outside, for children to explore and develop their learning.



Our learning environment



- Developed around children's interests.
- Encourage independent learners through practical activities
- Free flow inside-outside



Continuous provision for children to access:

Mark-making Construction

Small world/brick Sand




Investigation
Outdoors
Reading area



Water

Music

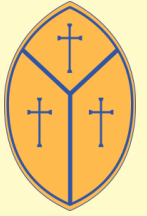


Creative

Maths

Role play

A day in Reception



8:50-9:00- Self register, on the carpet, days of the week song, teacher register

9:05-9:40 - Maths or Literacy whole class teaching

9:40- Adult led group work and access to provision (inside and out)

11:00 - Whole class phonics

11:30 - Tidy up, songs.

11:45-1.00- Lunch

1.00- 1:15- Register

1:15-1:30- Curriculum input/whole class teaching

1:30-2:30- Child Initiated learning/adult led focus groups

2.45 Shared readers

2.55 Fruit and milk, story

3.20- Home time

School Uniform



Boys

Grey tailored trousers/long or shorts

White polo shirt

Navy sweatshirt with Holy Trinity logo

Grey Socks

Black School Shoes – not trainers please



Girls

Grey skirt or Grey tailored trousers

White polo shirt

Navy sweatshirt with Holy Trinity logo

White socks – blue or grey tights

Black school shoes/black sensible boots – not trainers or fashion boots please

Summer blue and white check dress (optional)



On hot days – your child can wear a sunhat to school (named) and wear sun cream.

PE Uniform



Please bring your child to school in their PE kit (and appropriate layers) on PE Days. **Reception – Wednesday's (TBC)** This won't start straight away, we will let you know when it does and what day it will be.



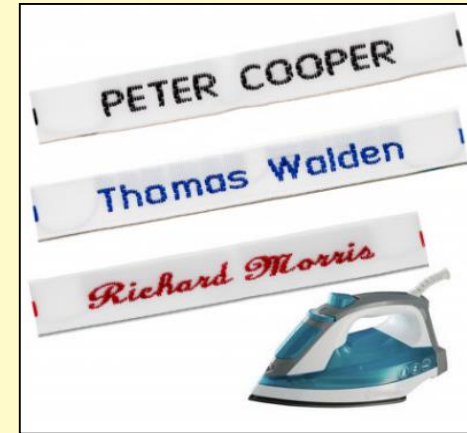
- Gold T-shirt (with or without school logo)
- **Plain** navy tracksuit bottoms
- **Plain** navy hoodie or sweatshirt/Holy Trinity logo hoodie
- **Plain** navy shorts
- Short white socks
- Trainers
- Long hair should always be tied back for PE lessons and jewellery (earrings) removed.

Please label all items of PE Kits using sew in labels and name stickers.

Uniform continued



Please label all items of school uniform using sew in labels or name Stickers/stamps.



Starting school



- Every child will begin by completing a half day (including staying for lunch).
- On your child's first half day please come into school via the school office and we will take you and your child down to the classroom. We will show you around the classroom and will then ask you to say your goodbyes.
- Please collect your child by coming in via the office gates and then coming through into the Reception outdoor area. Collection will be 12.30pm.
- The following day your child will start school on a full time basis.


Starting school



- Entrance to school is via the large school gates opposite the zebra crossing *(not via the school office)*.
- Line up on the playground.
- We open the gates at 8.50am
- Please stay on the playground and say your goodbyes.
- The children will come into the reception play area and walk up the reception ramp and into the classroom independently.



End of the day



At pick up time (3:20) please enter Reception outdoor area via school office gate and form a line around the outdoor area. When you get to the front, say your child's full name and we will call your child to come to you. Please bare with us while we get to know you.

It is vital you inform us if someone different is collecting your child. If we are unsure your child will remain at school until we can contact you.

Things to bring on the first day

- **Suitable coat** (it is likely to get muddy, sandy and wet!)
- **Pair of wellies** in a drawstring bag
- **Photo for peg** (please bring this on stay and plays where possible)
- **Clear water bottle** labelled with your child's names, filled with water (to be brought in everyday)

Your child will receive a Holy Trinity book bag on their first day

Your child's book bag will come to school each day and we will use it to send home reading books, letters, pictures etc.

Parents as partners

- ❖ Stay and play sessions
- ❖ Educational visits where parent-helpers are invited
- ❖ Sports days
- ❖ Whole school events
- ❖ Teddy bears picnic
- ❖ Harvest festival.
- ❖ Nativity
- ❖ Regular school newsletters Curriculum information evening
- ❖ Phonics information evening
- ❖ Parents evenings
- ❖ End of year report

Tapestry



- Method of parent communication in Reception
- Observations of child initiated learning.
- Photos of classroom activities
- Share themes and useful information

We will create tapestry accounts at the end of July.

A Tapestry guide will be uploaded onto the school website

Getting ready for school



Speaking and listening

- Taking turns to talk
- Listening for short periods
- Holding a conversation



These habits will help children to build up relationships, negotiate resources, extend play.

Behaviour

- Boundaries/following rules and instructions
- Consistent routines – particularly when it comes to sleeping/bedtime
- Manners (please and thank you)
- Sharing

We need your support to reinforce rules at home. We are also here to support you too.

Getting ready for school_(continued)

Personal skills

- Use a knife and fork to eat
- Use the toilet independently
- Dress and undress independently (including coat and shoes)
- Confidence to seek adult support when needed

Numbers skills

- Counting daily/saying number names out loud
- Looking for number in the environment (buses/doors/shop fronts)
- Counting and sorting toys/games



Getting ready for school (continued)



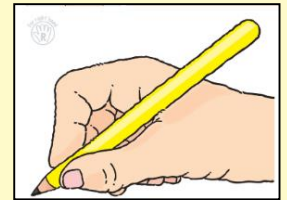
Early literacy

- Developing a love of books
- Turning the pages
- Recalling information from books



Mark making

- Fine motor skills (colouring/threading/playdough/cutting skills)
- Write some or all of their name
- Gross motor skills (climbing equipment/large drawing – water and paint brushes on concrete)



Admin

School dinners – All children Reception – Year 2 are entitled to free school meals. If your child has any allergies please complete the form within your pack and return to the office as soon as possible. You will select your child's lunch via Sims a week in advance.

Tapestry – You will receive a Microsoft form to consent to the online learning journal Tapestry. Please complete this as soon as possible so we can use it throughout summer to support your child's transition into school.

Communication – Please ensure school have the correct contact details for you, including email.

Milk – Children under the age of 5 are entitled to free milk at school. To access this you must register with 'Cool Milk' (information sent) and they deliver the milk to us. If you still wish for your child to have milk at school when they turn 5, payment is made through Cool Milk. We received updated milk lists from Cool Milk directly.



Additional – If you have any concerns or information which you think will support your child's transition into school, please share it with a member of the reception team.

Parents as partners PTA

Chair: Amy Mills

As a member of our parent body you are automatically a member of the PTA



How to get involved:

Meetings 3rd Thursday of every month at Old Mods Rugby Club at 6:30 - all welcome (including children)

Will need a class representatives

Volunteering for events



If you have any further questions
please email
info@holytrinity.leeds.sch.uk

