






Monday - To read accurately.

Read the character descriptions on the next page. Follow the descriptions to draw a character from *The Wizard of Oz*. You could even read the description to someone in your household and get them to draw it.

Which characters have you drawn?



Monday - To read accurately.

1. He has a round face. He has a triangle  , silver hat. His body is a rectangle  . He has two silver arms and two silver legs. He holds a silver axe.
2. She has a round face. She has long, brown hair in bunches. She has a blue and white dress. It stops at her knees. She also has a white shirt. Her shoes ruby red.
3. He is big. He has a round face. He has lots of curly, light brown fur. He has a curly mane and a long tail. He has four paws.
4. He has a round face. He has a black, triangle  hat. He has a brown, triangle  nose. He has two arms and two legs. His jumper is green. His trousers are brown. There are square  patches on his trousers.

Tuesday - L.O. To use imaginative description

- ▶ A few weeks ago we designed our own Munchkin. I hope you've still got yours....



Tuesday - L.O. To use imaginative description

- ▶ I wonder what your Munchkin is like?
- ▶ What do they look like?
- ▶ What is their personality like?
- ▶ Have a look at these adjectives. Some of them describe what something looks like and some of them describe personalities. I wonder if any of them suit your Munchkin?

adventurous

dazzling

lively

spotty

clever

grumpy

cheeky

shy

straight

shimmering

friendly

curly

bright

Tuesday - L.O. To use imaginative description

First, think of a name for your Munchkin.

Then, use some of the words from the previous slide, or use your own to fill in your Munchkin's fact file.

Choose 3 adjectives for each category. Link the first 2 with a comma and use 'and' to add the last one.

Here is an example.



Munchkin Word bank

Name: Rosie

Personality: Friendly,

adventurous and clever.

Hair: Pink, straight and
long.

Clothes:

Wednesday L.O. To use imaginative description

- ▶ Yesterday you found some words to describe your Munchkin. Today we are going to use your fact file from yesterday to write a short description of your Munchkin.
- ▶ Write 1 sentence to go with each category.

For example:

My Munchkin is called Rosie. She is friendly, adventurous and clever. Her hair is pink, straight and long.

<u>Munchkin Word bank</u>	
<u>Name:</u>	<u>Rosie</u>
<u>Personality:</u>	<u>Friendly,</u> <u>adventurous and clever.</u>
<u>Hair:</u>	<u>Pink, straight</u> <u>and long.</u>
<u>Clothes:</u>	

Wednesday L.O. To use imaginative description

- ▶ Use all the adjectives you wrote down yesterday.
- ▶ Make sure you have capital letters and full stops.
- ▶ Link your adjectives with a comma and the word 'and'.
- ▶ Can you add one extra sentence to tell us another fact about your Munchkin? Here are some ideas.

Where do they live?

What do they enjoy?

Do they have any pets?

Thursday L.O. To use imaginative description

- ▶ Can you improve these sentences by adding adjectives before the nouns?
- ▶ Some might need 2 adjectives Some might even need 3!
- ▶ You can print off the sheet or write the sentences into your book.

1. In Oz Dorothy saw _____ , _____ Munchkins.
2. The Munchkins wore _____ , _____ clothes.
3. In Munchkin Land Dorothy felt _____ , _____ and _____ .
4. The Munchkins had _____ , _____ and _____ houses.

★ Challenge ★ - Can you add adjectives to these sentences?

5. The Munchkins ate food.
6. Dorothy's house squashed the witch.


Friday L.O. To interpret



Write down 3 nouns you can see in this picture.



Do you think this is a good or bad witch?
Use clues in the picture to tell me why.



What do you think this witch might be about to do?
Use the picture to back up your idea.

