

## Monday L.O. To use imaginative description



Paddington makes a long journey from darkest Peru to come to London. So that he makes it safely, he has a label that says 'Please look after this bear'. There could be a description on the back so that everyone knows who it belongs to.

Paddington has soft, brown fur. He wears a floppy, red hat and a long, blue coat. He has a friendly, kind face and a shiny, wet nose. He always carries a jar of delicious, orange marmalade.

## Monday L.O. To use imaginative description

Choose your favourite teddy and write a label as if they were travelling to Peru to visit Paddington.

- Your label needs capital letters and full stops.
- It needs adjectives so we know what your teddy looks like.
- Try and use 2 or 3 adjectives before every noun.



Tuesday L.O. To write for purpose.

Paddington comes from darkest Peru. Use Google maps or an atlas to find Peru.

I bet lots of you have family who don't live near you. How do you contact them if you have something to tell them? Talk about this with someone in your household.



Tuesday L.O. To write for purpose.

I bet you thought of loads of ways to contact someone. Today, we are going to write a post card. Although Paddington now lives in London in England, it is still very different from where we live in Leeds.

Make a quick list of your favourite 3 things to do where you live.




## Tuesday L.O. To write for purpose.

You might have sent a postcard when you've been on holiday. It's a great way to tell someone what you have been up to but also for them to see a picture of where you are too.

There are lots of things you need to remember when writing a postcard. What do you think you need to remember to do?

Have a look at the next slide and see if you were right...



# Tuesday L.O. To write for purpose.

A greeting to the person you are writing to, normally 'Dear.....'

A sign off (wish you were here, see you soon, love from...) and your name.



A stamp always goes in the top right hand corner.

The name and address of the person you are sending to.

## Tuesday L.O. To write for purpose.

Use the template on the website, or make your own, To write a postcard to Paddington telling him about your favourite thing to do in Leeds.

Remember to...

- Start with Dear \_\_\_\_\_
- Tell Paddington one thing you like to do and why. Try and use the word 'because'.
- Tell Paddington one more interesting thing about Leeds.
- Sign off and include your name at the end.

Paddington's address is on the next slide.

Tuesday L.O. To write for purpose.

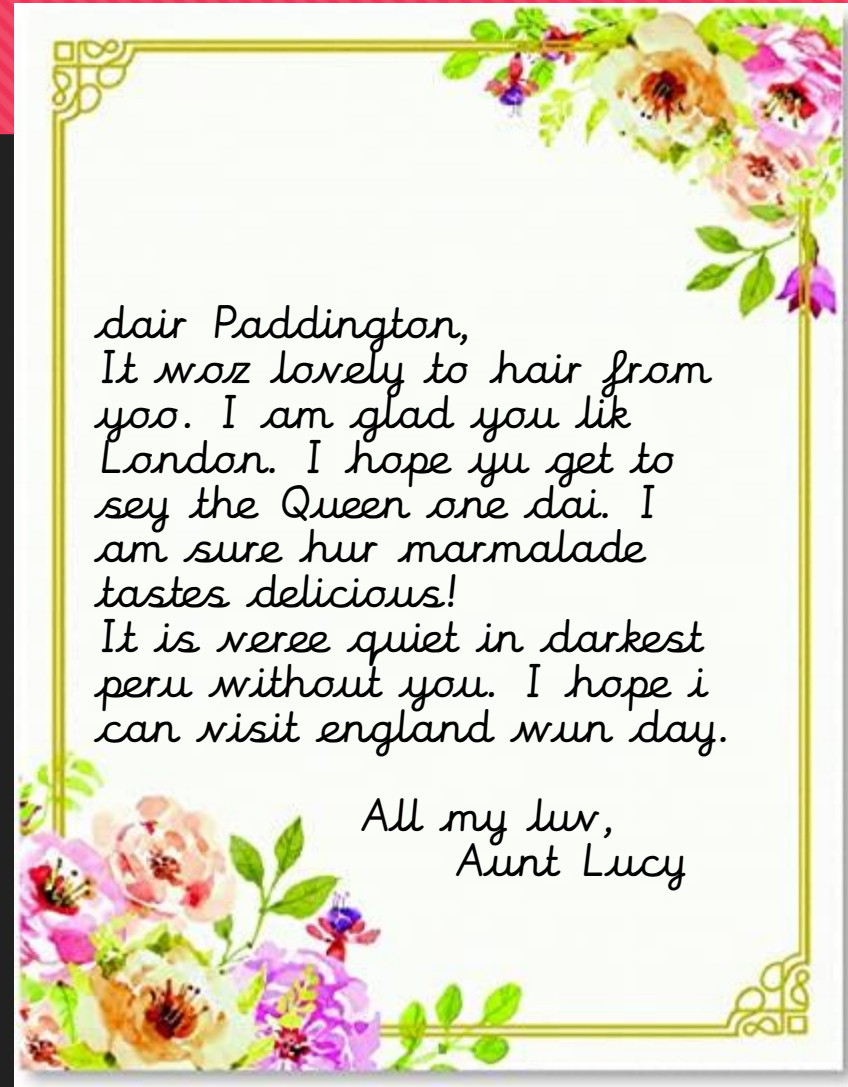


Paddington Bear  
32 Windsor Gardens  
Notting Hill  
London  
W9 3RQ  
ENGLAND



## Wednesday L.O. To edit a text

Paddington often gets letters from Aunt Lucy. Sadly, she is an old bear and sometimes forgets what she is writing. What has she forgotten in this letter?



## Wednesday L.O. To edit a text

Now that you have had a look at Aunt Lucy's letter, find your postcard from yesterday.

Is there anything that needs changing or editing in your writing?

With a green pen, like we do in school, check through your work and make any changes you need to. If you need to change something, put a neat line through it and write your edit above.

Check for:

Capital letters

Full stops

Have you used your phonics accurately?

Have you used your Year 1 spellings accurately?

Have you remembered to include everything a postcard needs?

# Thursday - World Book Day!



Today is world book day so why not spend some time sharing your favourite book.


The world Book Day website has free audiobooks, share a story videos and lots of activities based on all your favourite books.

As well as this there is a competition running this week that you might want to enter...

Competition Week 2 (1-7 Mar)

Bringing Books To Life - this week we want you to show us how you bring your favourite books to life. Are reading together with a potato or wooden spoon transformed into your favourite book character, or with your favourite book in a bottle or shoe box? Or, are you reading dressed up like someone from a book? Let your imagination run wild! [this seems like peak dressing up week, so I'm trying a bit of gentle steering!]

Enter at <https://www.worldbookday.com/show-your-shares/>



## Friday L.O. To present neatly

- Last week you started to learn how to write in cursive handwriting.
- This week, spend some more time practicing your letter formation.
- Use the sheets on the Year 1 website.
- This week you could try i, l and k. Make sure we can tell the difference between i and l. Your stick needs to be a lot taller on your l!
- **Remember** - cursive letters always start from the line.

