

In our learning last week, we began to identify the different parts of a Roman soldier's uniform and why it was so important.

All Roman soldiers wore a uniform and armour to protect them against being wounded in battle.

The cassis (helmet) was also used to help identify the different ranks of Roman soldiers. Depending on their rank, the soldiers' helmets would look very different.




*Soldier*



*Centurion*



*Legate*



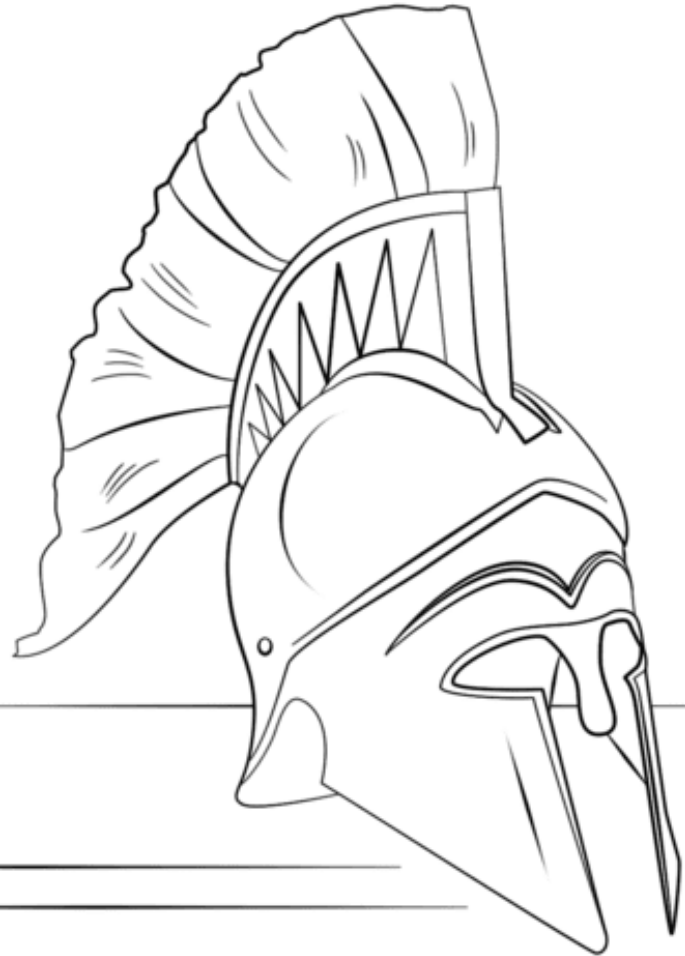


On the front of the helmet, about 3 inches above the rim is a protrusion protecting the forehead. This was designed to prevent sword blows from penetrating the helmet and causing head injuries.


The rear of the helmet had a guard that protected the neck from sword blows.



*Draw a Roman helmet!*



*Follow the step by step guide on the following slides...*



*Step one:*



*Step two:*



*Step three:*



*Step four:*



Step five:



Step six :





*Step seven:*



*Step eight:*



*Step nine:*



*Step ten:*





Send your Roman  
helmet drawings to  
our year 4 email:

[year4@holytrinity  
leeds.sch.uk](mailto:year4@holytrinityleeds.sch.uk)

