
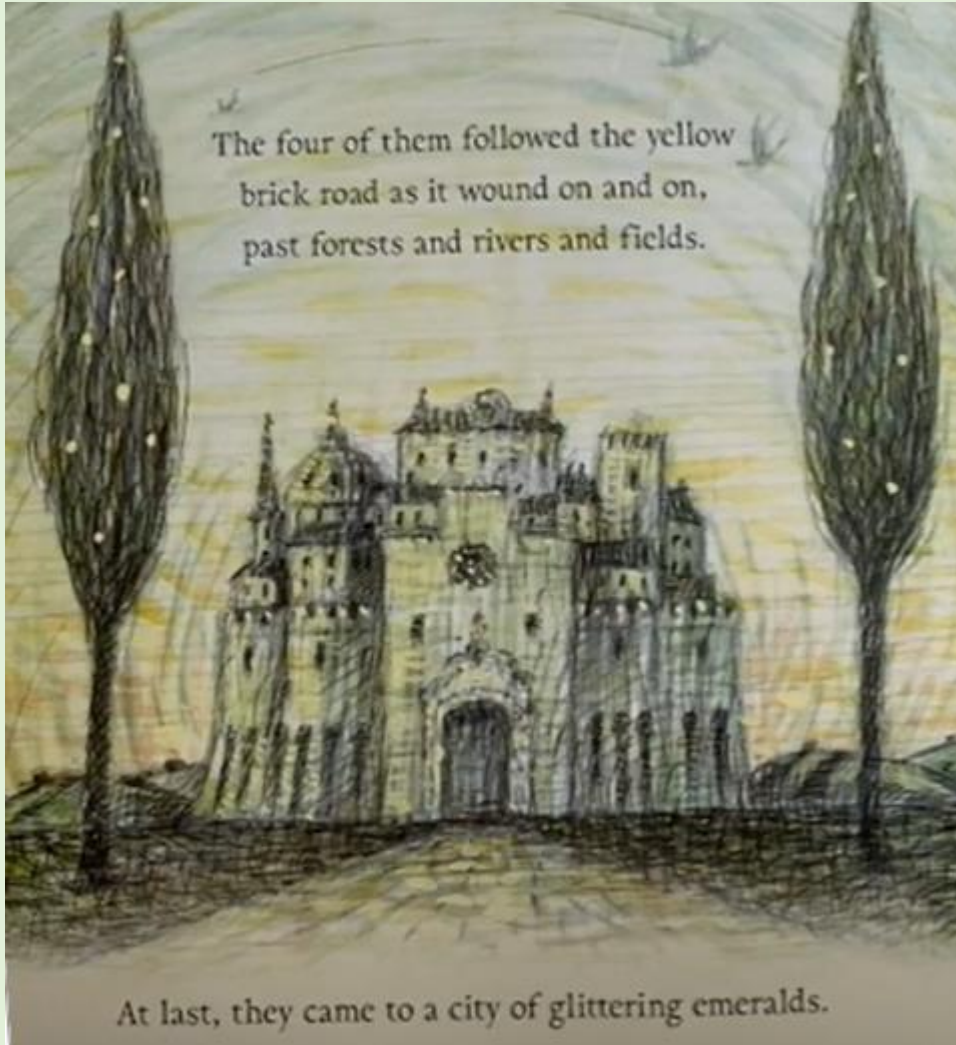


Design your Emerald City



What adjective does it use in this book to describe the Emerald city?



The Wizard of Oz books generally describe the city as being built of **green glass, emeralds, and other jewels.**

We would like you to design your very own Emerald city!



You will be designing your Emerald city this week and then making it on the week commencing 1st February. This will give you chance to collect all the items that you might need to build your design.

Step 1: Look at the photos on the next slide for some inspiration. Think about what you will need to use and do in order to build your City.





Step 2: Fill in the design forms.

Design plan for the Emerald City



Investigating the Emerald city

Have a look at the pictures in the PowerPoint, what do you already know about the Emerald city. What adjectives could you use to describe how it might look?


Design Criteria

I am going to make the _____

I want my Emerald City to have _____

Make a list of the things you will need to make it:

1.	_____
2.	_____
3.	_____
4.	_____
5.	_____



Design plan

Draw and label a picture of what your Emerald City is going to look like

Step 3: Start collecting resources! Ready to make your Emerald City on the week commencing 01/02/21